

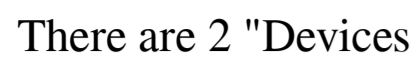
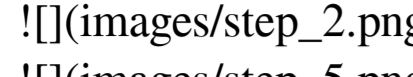

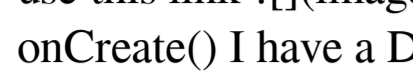



[Download](#)

AutoCAD Crack + [32|64bit]

Autodesk AutoCAD Cracked Accounts File Format/File Structure The file structure for an AutoCAD Cracked 2022 Latest Version drawing is shown in the figure below. The figure shows the data in the file and a recommended organization that improves efficiency and decreases the chance of error. Organization of the drawing file structure The.dwg file is the format file. The.dwg file may be compressed or uncompressed. The most important part of the file is the.dwgmm (MetaModel) and a.dwgpr file. The.dwgmm file defines the model that is presented in AutoCAD. A model is similar to a drawing template or form. A model can include layers, linetypes, or named views. A model defines the style, size, and position of the objects that appear in the drawing. The.dwgpr file is an AutoCAD file that describes the drawing. The.dwgpr file is an optional file that contains no user data. It does not define how the model is rendered. It provides a reference for AutoCAD to determine the location of objects on the screen. The other files in the drawing are normally not accessed by the AutoCAD user. The.mfd,.mff,.acf, and.inw files are internal files that define the format of the model, the format of the.dwgpr file, and the information that is recorded in the.acdb (authoring database). The.fld (field list) file contains data that describes the fields of a particular layer. It is not normally part of the drawing file structure but is usually part of the AutoCAD install. The.qgl (query file) contains text strings that are used by the Query Editor. The.qgt (query template) contains information that is used by the Query Editor to find objects in the drawing. The.dfp (data file) file contains the data that is recorded in the.acdb and that can be edited in the.acdb. The.rdb (reference database) contains references to other parts of the drawing. The.mrk (markup) file contains instructions that are used when the drawing is edited in the.acdb. Creating a New AutoCAD Drawing File To create a new file, open the file with the user interface. 1. On the

AutoCAD With Keygen (April-2022)

Applications AutoCAD LT is the version of AutoCAD for standard use and comprises the Autodesk Design Suite (formerly the AutoCAD Architecture Suite), Autodesk Design Connection (formerly the AutoCAD Civil 3D suite), Autodesk Revit, and Autodesk Rendering. This version is part of the standard "AutoCAD package", which consists of AutoCAD plus the full design suite. Originally, the "Design Suite" consisted of AutoCAD LT, AutoCAD Architecture, and AutoCAD Civil 3D, but AutoCAD LT now includes: AutoCAD Architecture AutoCAD Civil 3D Autodesk Revit AutoCAD Rendering AutoCAD Raster AutoCAD 3D Designer Express PLM Toolkit AutoCAD LT Architecture is a professional construction and architectural CAD software package which is used for creating and managing construction documents and for the design and construction of buildings, highways, railroads, tunnels, bridges, and dams. AutoCAD LT Architecture is a license only product available only to Architects, Engineers, and Landscape Architects. AutoCAD LT Architecture is not available for home users. Architecture Autodesk Architects has been dedicated to the architecture community since 1987. The suite is a collection of programs for creating, managing, and sharing information about buildings. The suite includes AutoCAD, AutoCAD LT, Civil 3D, Ingres, Plant Designer, PLM Toolkit, Revit, and VExplorer. This suite of products is also referred to as Architectural Visualization Software (AVS). Architectural Visualization Software has existed since before AutoCAD and AutoCAD LT were sold separately. Architectural Visualization Software has been in the Autodesk portfolio since the late 1980s. Archival AutoCAD Archival is a set of tools for managing AutoCAD drawings. AutoCAD Archival is intended to make it easy to convert, organize, manage, and archive AutoCAD drawings. The toolset also includes plugins for popular CAD viewers, a conversion utility, and the software itself. AutoCAD Archival is sold as a separate tool, but is also included as part of the AutoCAD LT Architectural Visualization Software. AutoCAD Archival is for both Windows and macOS. Annotation AutoCAD Annotation is a tool that provides a standard, consistent a1d647c40b

There are 2 "Devices" "Keyboard and mouse" "Keyboard" and "Mouse". For the 2 devices keyboard and mouse we use the settings to set the shortcut  For the keyboard for all the actions we use the shortcut "Ctrl+Shift"  For the mouse use the shortcut "Ctrl+Shift"+Mouse number  Enter the license key for all the features we use "ctrl+z"  Enter the license key for all the features we use "ctrl+z"  The last steps are for the document scanner. For the web interface is used the same steps as the 2 devices but with "Ctrl+" instead of "Ctrl+Shift"  If you want to change some setting for the document scanner you can use this link  If you have any question or problem or request me any help, just ask me in the comments section bellow. # Author : Ultimatux # How to Play : Tumblr | GitHub # Donations : ZKill Q: Declaring Local variable for Activity in onCreate() I have a Dialog with background set to a color and title set to the Dialog's title. My question is, when I set the title to the Dialog's title, the color of the background changes as well. What I want is to

What's New In AutoCAD?

Open and save XML: Rely on the power of XML (Extensible Markup Language) to exchange the creative intent of your designs with anyone, anytime and anywhere. New seamless grouping (group on both the x and y axis) and grouping with constraints: Create groups of objects that can interact with each other and move together, all while being constrained to an x and y axis. Auto-rearrange based on the properties of the selected objects: Reorder groups or individually move and rotate shapes in AutoCAD without additional work, with a simple click. Intelligent Rulers: Rely on AutoCAD's advanced calculation, with the ability to create intelligent guides that can automatically adjust to the designer's intentions. Connect with AutoCAD: Improve your productivity with the new connectivity to Microsoft Teams and available cloud apps like Amazon Alexa and Google Assistant. Projecting and Exporting: Dramatically reduce the amount of time it takes to process designs into 3D models and easily share and view your work. Sketch-first design enables you to easily and efficiently design your CAD models. Capture simple, interactive paths for your 3D models, then share them instantly. Then see them in action in your viewport. Collaborate seamlessly with other people in the office. Increase your design speed with smart guide and snap detection. Powerful modeling tools, including advanced spatial and topology methods, auto-shape creation, and annotating of 2D and 3D objects, allow you to quickly create and manage 3D models. Design multiple versions of your 3D models at once to make adjustments and evaluate differences. Create 3D models from 2D drawings, with just a few clicks. Create 3D models from 3D designs. Sketch-first design enables you to capture an interactive 2D path that creates your 3D model. Create and manage 3D models with a straightforward visual interface. Collaborate with other people in the office, using a single viewport. Reduce the effort and time to create 3D models with a user-friendly interface and many intuitive features. Sketch-first design enables you to capture and manage 2D and 3D designs from any software (a drawing or a CAD design). Powerful modeling tools, including advanced spatial

System Requirements For AutoCAD:

Technical Support: [FORUM](#) | [SUPPORT](#) | [LIVE CHAT](#) | [XBOX LIVE](#) | [STEAM](#) DATE: 10/3/2018 A brand-new SNES inspired retro gaming sensation, Mario Party: The Top 100 has arrived in the Nintendo eShop for Nintendo Switch™. Join fellow gamers in one of four great-themed board games for up to four players. Each game contains 60 cards, featuring 30 Mario Party 8-style questions, which are ordered from easy to hard. Up to eight Nintendo eShop and Nintendo Network

Related links: